

LumEfficient
Resilient LED

FZE0250 SERIES

HAZARDOUS LOCATION FLOOD LIGHTING

FEATURING LIGHT EMITTING DIODE (LED)



Benefits


- 100 Lumens per Watt
- Suitable for Wet Locations IP68
- Operating Temperature up to 50°C
- Suitable for use in Class 1, Division 2, Groups A,B,C,D
- Wall and Ceiling Mount Options
- 7-year Warranty

Application Areas

- Hazardous Locations
- Oil and Gas Facilities
- Chemical Processing Plants

Compliance

- UL1598A for Marine Environments
- UL844, Class 1, Division 2 for Hazardous Location
- Surge protection : IEC/EN 61000-4-5
- LM80 Data Available Upon Request



IP68



OUR SERVICES

Site Evaluation

Application Consulting

Installation Support

LumEfficient
Resilient LED

INFO@LUMEFFICIENT.COM / WWW.LUMEFFICIENT.COM

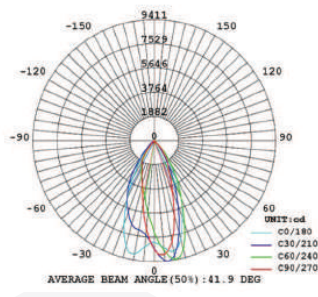
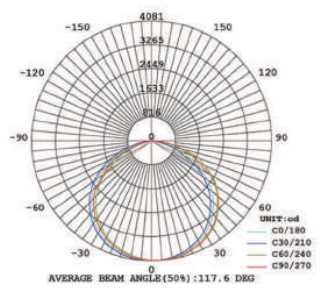
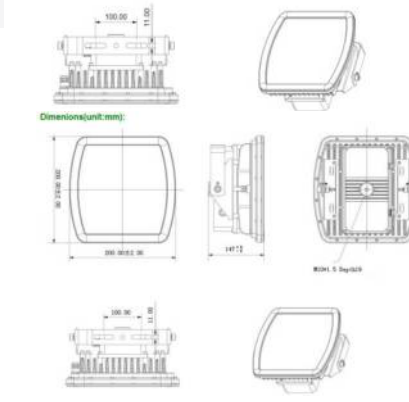
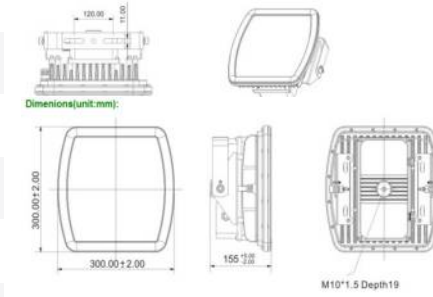
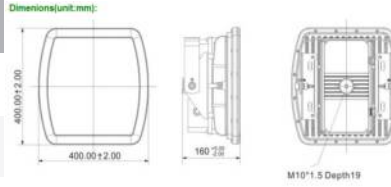
SUBJECT TO CHANGE
v. 2303

FZE0250 SERIES

HAZARDOUS LOCATION FLOOD LIGHTING

FEATURES

Input Voltage	100 - 277V
Power Factor	≥ 0.98
Total Harmonic Distortion (THD)	> 10%
Operating Temperature	-30°C to 50°C
Mounting	Bracket, ¾" NPT Conduit
Housing	Die Cast Aluminum
Finish	Polyester Powder Coating
Temperature Rating	T6



SPECIFICATIONS	30W	100W	185W
Initial Lumens	3,000	10,000	18,500
Lumens Per Watt	100	100	100
Lumen Maintenance (L70)	100,000	100,000	100,000
CRI	≥ 75	≥ 75	≥ 75
CCT (K)	5,700/4,000/2,700	5,700/4,000/2,700	5,700/4,000/2,700
Weight	8.8lb (4kg)	16.5lb (7.5kg)	25.4lb (11.5kg)
Dims (LxWxH)	200x200x270mm	300x300x175mm	400x400x185mm

ORDERING OPTIONS

Sample Order Code: FZE0250-185-4-1-V1-B

Family	Wattage	Color Temperature	Beam Angle	Voltage	Mounting
FZE0250	(30) 30W	(2) 2,700K	(1) 120° × 120°	(V1) 120-277V	(Y) Bracket
	(100) 100W	(4) 4,000K			(P) Pipe
	(185) 185W	(5) 5,000K			(C) Ceiling