

# LumEfficient



## GC202 OPENLUX

### HIGH BAY LIGHTING

GC201 REPLACEMENT FEATURING LIGHT EMITTING DIODE (LED)

#### Benefits


- One-piece open ring body provides maximum heat dissipation
- Uniquely designed prismatic lens provides ideal coverage and minimal glare
- 130 lumens per watt
- Optional 0-10V dimming
- Optional PIR sensor and microwave sensor
- 7-year warranty

#### Application Areas

- Workshop
- Warehouse
- Exhibition Hall
- Stadium
- Airport
- Railway
- Station
- Supermarket

#### Compliance

- UL1598 and CSA C22.2 No.250.0-08
- 3G bridge and overpass vibration standards (per ANSI C136.31-2001)



#### OUR SERVICES

Site Evaluation

Application Consulting

Installation Support

LumEfficient

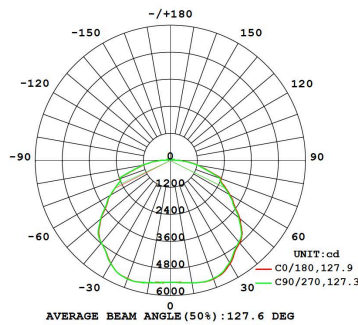
INFO@LUMEFFICIENT.COM / WWW.LUMEFFICIENT.COM

SUBJECT TO CHANGE  
v.2303

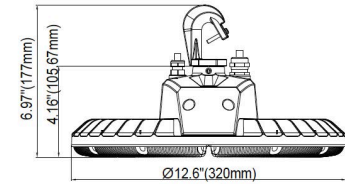
## FEATURES

Input Voltage	AC100-277V
Surge Protection	100W/150W/200W: 4kV 200W: 10kV
Lighting Efficiency	>0.9
Color Rendering Index	Ra>80
Operating Temperature	-40°C to +50°C
Life Span	≥50,000H
Lamp Shell	White
Dimming	1-10V (optional)

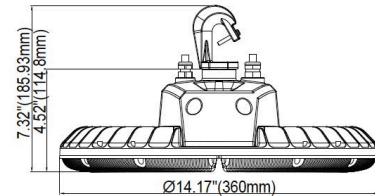
## OPTICS



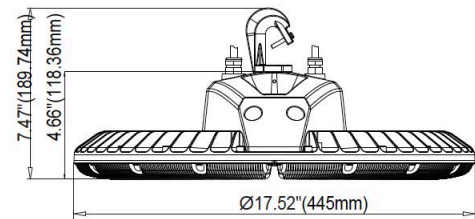
## DIMENSIONS



100W/150W(AC120-277V)



200W (AC120-277V)  
100W/150W(AC277-480V)



240W (AC120-277V)  
200W/240W/(AC277-480V)

SPECIFICATIONS	GC202-100W	GC202-150W	GC202-200W	GC202-240W
Input Wattage	100W	150W	200W	240W
Initial Lumens	13,000	19,500	26,000	31,200
Lumens Per Watt	130	130	130	130
Lumen Maintenance	50,000	50,000	50,000	50,000
CRI	>80	>80	>80	>80
CCT (K)	4,000K/5,000K/ 5,700K/6,500K	4,000K/5,000K/ 5,700K/6,500K	4,000K/5,000K/ 5,700K/6,500K	4,000K/5,000K/ 5,700K/6,500K
Weight	12.83lbs	12.9lbs	13.56lbs	13.89lbs

(C6)

## ORDERING OPTIONS

**Sample Order Code: GC202-150W-550-D1-PCD-HK-V1-W**

Family	Wattage	Optics	Color Temp.	Control	Lens	Lens Type	Mounting	Voltage	Light Beam	Options
GC202	240W	(5)	(40) 4,000K	(D1) 1-10V Dimming	(PC) PC	(D) Diffuse	(HK) Hook	(V1) 100-277V	(W) 120°	(O) No Option
	200W		(50) 5,000K	(D2) PIR Sensor						(C6) 6ft Cord
	150W		(57) 5,700K	(D3) Microwave Sensor						(C12) 12ft Option
	100W		(65) 6,500K							(Lxxxx) LX-XX Nema Twistlock