

LumEfficient

Resilient LED

FL13 SERIES

FLOOD LIGHTING

FEATURING LIGHT EMITTING DIODE (LED)



Benefits

- Vertical 'chimney' thermal design
- Integral driver design
- 130 lumens per watt
- Suitable for wet locations, IP65
- Rugged construction for high vibration
- 7-year warranty

Application Areas

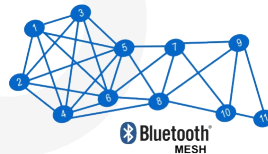
- Flood
- Industrial Area
- Heavy Equipment
- Parking Lot

Compliance

- UL1598A for marine grade environments
- 3G bridge and overpass vibration standards (per ANSI C136.31 – 2001)
- 10kV surge suppression in accordance to IEEE/ANSI C62.41.2



IP65



OUR SERVICES

Site Evaluation

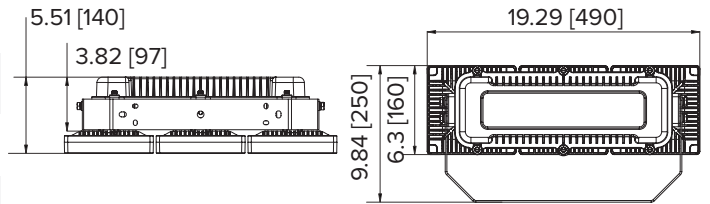
Application Consulting

Installation Support

FEATURES

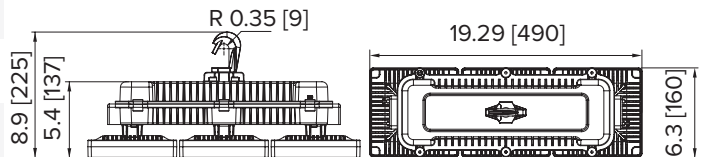
Input Voltage	120 - 277V (480VAC Option)
Power Factor	≥ 0.98
Total Harmonic Distortion (THD)	< 20%
Surge Protection	10kV suppression (IEEE/ ANSI C62.41.2)
Operating Temperature	-30°C to +50°C
Mounting	Hook/ Pipe/ Wall Mounting/ Slip Fitter by Vertical/ Square Slip Fitter/ Slip Fitter in Line
Housing	Extruded aluminum
Finish	Polyester powder coating

DIMENSIONS (inches [mm])

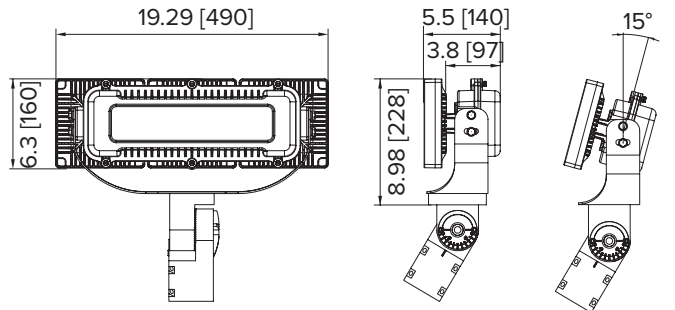


Mounting Options

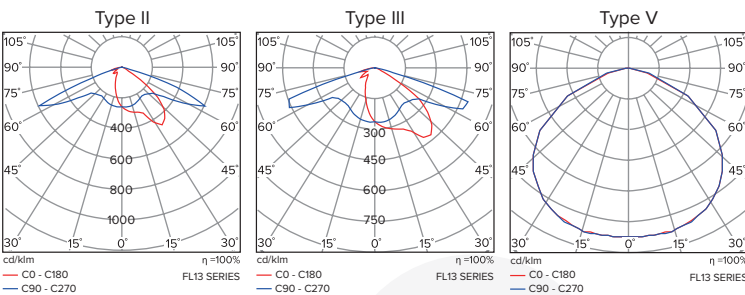
HOOK MOUNTING DRAWING



SLIP FITTER BY VERTICAL MOUNTING DRAWING



OPTICS



SPECIFICATIONS

	FL13-90W	FL13-120W	FL13-150W
Input Wattage	95W	126W	158W
Initial Lumens	12,350	16,380	20,540
Lumen Maintenance (L70)	50,000	50,000	50,000
CRI	≥ 75	≥ 75	≥ 75
CCT (K)	4,000K/ 5,000K	4,000K/ 5,000K	4,000K/ 5,000K
Weight	10.25lb (4.65kg)	10.25lb (4.65kg)	10.25lb (4.65kg)

ORDERING OPTIONS

Sample Order Code: **FL13-150W-P540-D0-GLC-WM**

Family	Wattage	Factory	Optics	Color Temp.	Control	Lens	Lens Type	Mounting
FL13	150W	P	(2) Type II (3) Type III (5) Type V	(40) 4,000K (50) 5,000K	(D0) No Dimming (D1) (0-10V) Dimming (D4) Motion Sensor ON/ OFF (D5) Motion Sensor External	(GL) Glass	(C) Clear (D) Diffuse	(HK) Hook (PP) Pipe (Conduit) (WM) Wall Mounting (SFV) Slip Fitter by Vertical (SSF) Direct to Pole (SFL) Slip Fitter in Line
	120W							
	90W							